

BIX30L

BS CODE: **300631**

VOLTAGE **12V**

CCA **400A**

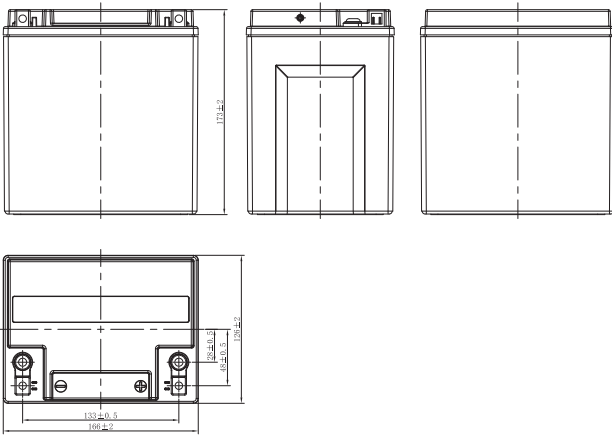
CAPACITY 20HR **31.6Ah**

CAPACITY 10HR **30.0Ah**



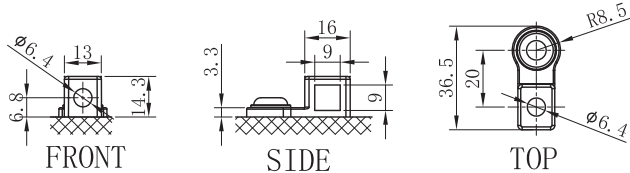
DIMENSIONS

LENGTH	166 ±2mm	6.54 ±0.08inch
WIDTH	126 ±2mm	4.96 ±0.08inch
TOTAL HEIGHT	173 ±2mm	6.81 ±0.08inch
WEIGHT	9.38 kg ±5%	20.68 lbs ±5%



TERMINAL (mm)

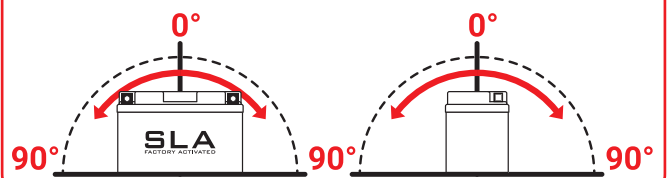
POLARITY



SLA FEATURES

- FACTORY ACTIVATED**
AGM (Absorbent Glass Mat) technology.
- READY TO USE**
Just plug & play.
- NO MAINTENANCE**
VRLA (Valve Regulated Lead Acid) design.
- SPILL-PROOF DESIGN**
Factory sealed & electrolyte held in a glass fiber mat.
- NO ACID HANDLING**
Very safe.
- HIGH STARTING POWER & EXTENDED CYCLE LIFE**

MOUNTING ANGLE



UPGRADE FOR

SLA MAX	SLA	MF	DRY
-	-	BIX30L-BS	BB30L-B