

BTX16

BS CODE: 300763

VOLTAGE **12V**

CCA **230A**

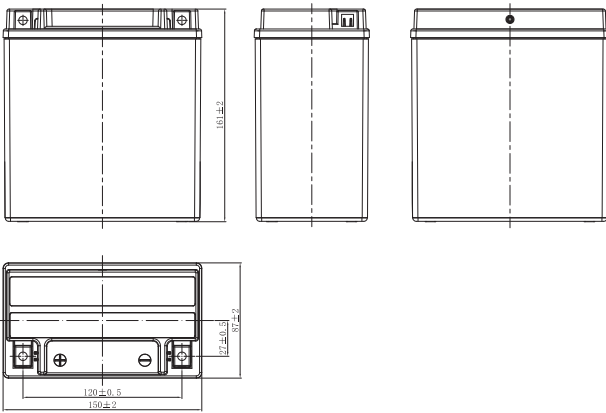
CAPACITY 20HR **14.7Ah**

CAPACITY 10HR **14.0Ah**



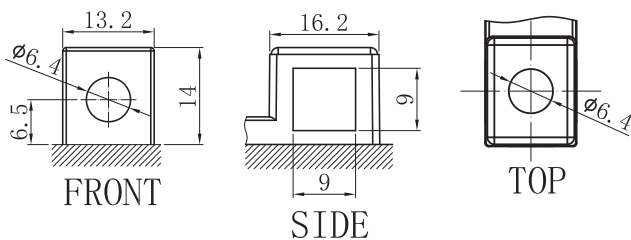
DIMENSIONS

LENGTH	150 ±2mm	5.91 ±0.08inch
WIDTH	87 ±2mm	3.43 ±0.08inch
TOTAL HEIGHT	161 ±2mm	6.34 ±0.08inch
WEIGHT	5.02 kg ±5%	11.07 lbs ±5%



TERMINAL (mm)

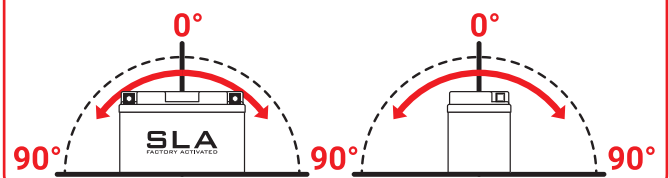
POLARITY



SLA FEATURES

- FACTORY ACTIVATED**
AGM (Absorbent Glass Mat) technology.
- READY TO USE**
Just plug & play.
- NO MAINTENANCE**
VRLA (Valve Regulated Lead Acid) design.
- SPILL-PROOF DESIGN**
Factory sealed & electrolyte held in a glass fiber mat.
- NO ACID HANDLING**
Very safe.
- HIGH STARTING POWER & EXTENDED CYCLE LIFE**

MOUNTING ANGLE



UPGRADE FOR

SLA MAX	SLA	MF	DRY
-	-	BTX16-BS	-