

BB12AL-A2

BS CODE: **300837**

VOLTAGE **12V**

CCA **150A**

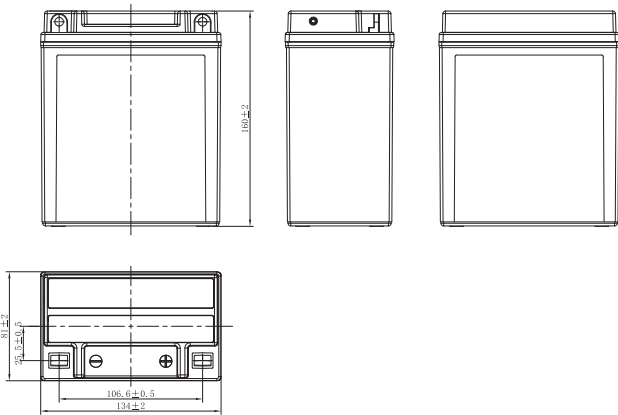
CAPACITY 20HR **12.6Ah**

CAPACITY 10HR **12.0Ah**



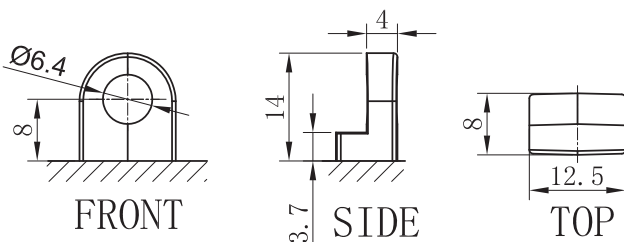
DIMENSIONS

LENGTH	134 ±2mm	5.28 ±0.08inch
WIDTH	81 ±2mm	3.19 ±0.08inch
TOTAL HEIGHT	160 ±2mm	6.3 ±0.08inch
WEIGHT	3.88 kg ±5%	8.55 lbs ±5%



TERMINAL (mm)

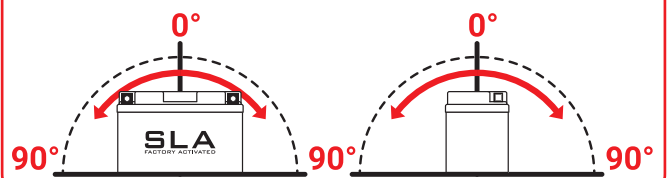
POLARITY



SLA FEATURES

- FACTORY ACTIVATED**
AGM (Absorbent Glass Mat) technology.
- READY TO USE**
Just plug & play.
- NO MAINTENANCE**
VRLA (Valve Regulated Lead Acid) design.
- SPILL-PROOF DESIGN**
Factory sealed & electrolyte held in a glass fiber mat.
- NO ACID HANDLING**
Very safe.
- HIGH STARTING POWER & EXTENDED CYCLE LIFE**

MOUNTING ANGLE



UPGRADE FOR

SLA MAX	SLA	MF	DRY
-	-	-	BB12AL-A/A2