

## BTX14

BS CODE: **300681**

VOLTAGE **12V**

CCA **200A**

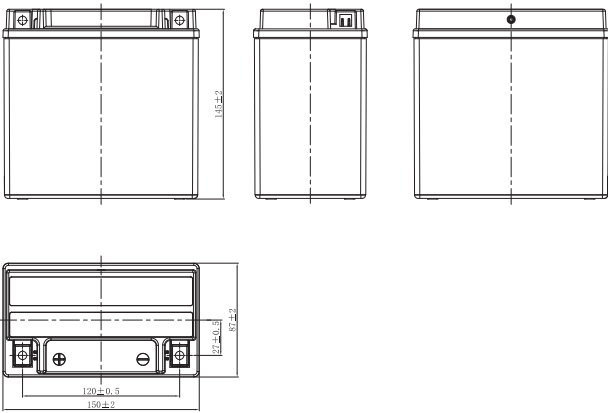
CAPACITY 20HR **12.6Ah**

CAPACITY 10HR **12.0Ah**



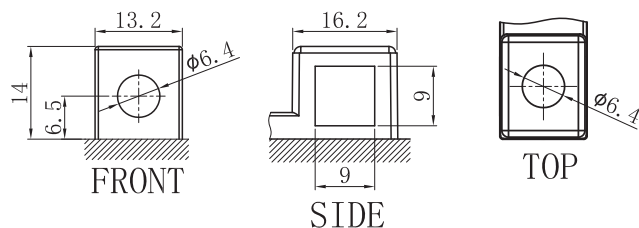
### DIMENSIONS

<b>LENGTH</b>	150 ±2mm	5.91 ±0.08inch
<b>WIDTH</b>	87 ±2mm	3.43 ±0.08inch
<b>TOTAL HEIGHT</b>	145 ±2mm	5.71 ±0.08inch
<b>WEIGHT</b>	4.44 kg ±5%	9.79 lbs ±5%



### TERMINAL (mm)

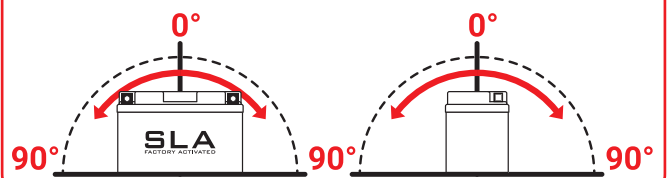
**POLARITY**



### SLA FEATURES

- FACTORY ACTIVATED**  
AGM (Absorbent Glass Mat) technology.
- READY TO USE**  
Just plug & play.
- NO MAINTENANCE**  
VRLA (Valve Regulated Lead Acid) design.
- SPILL-PROOF DESIGN**  
Factory sealed & electrolyte held in a glass fiber mat.
- NO ACID HANDLING**  
Very safe.
- HIGH STARTING POWER & EXTENDED CYCLE LIFE**

### MOUNTING ANGLE



### UPGRADE FOR

SLA MAX	SLA	MF	DRY
-	-	BTX14-BS	-