

## BB10L-A2/B2

BS CODE: 300677

VOLTAGE **12V**

CCA **120A**

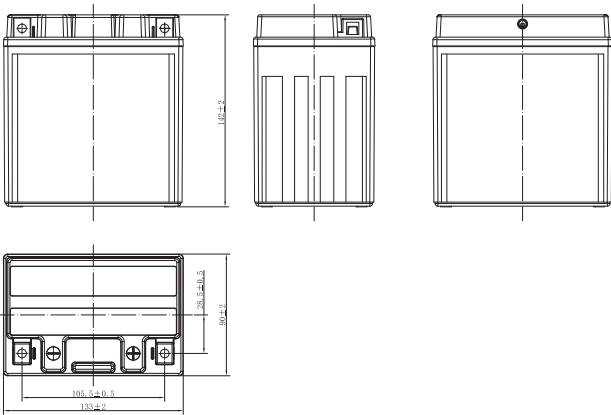
CAPACITY 20HR **11.6Ah**

CAPACITY 10HR **11.0Ah**



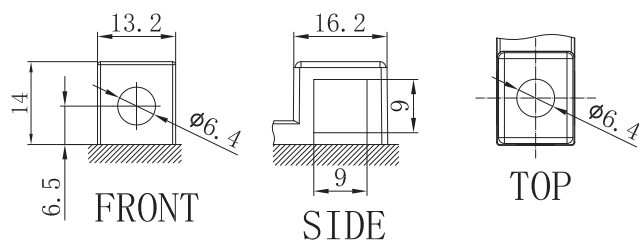
### DIMENSIONS

<b>LENGTH</b>	133 ±2mm	5.24 ±0.08inch
<b>WIDTH</b>	90 ±2mm	3.54 ±0.08inch
<b>TOTAL HEIGHT</b>	142 ±2mm	5.59 ±0.08inch
<b>WEIGHT</b>	3.68 kg ±5%	8.11 lbs ±5%



### TERMINAL (mm)

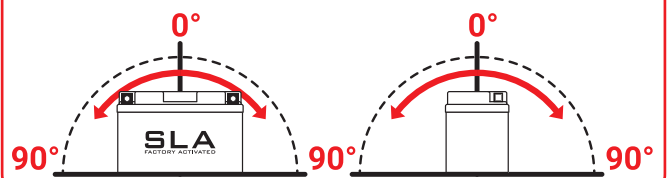
**POLARITY**



### SLA FEATURES

- FACTORY ACTIVATED**  
AGM (Absorbent Glass Mat) technology.
- READY TO USE**  
Just plug & play.
- NO MAINTENANCE**  
VRLA (Valve Regulated Lead Acid) design.
- SPILL-PROOF DESIGN**  
Factory sealed & electrolyte held in a glass fiber mat.
- NO ACID HANDLING**  
Very safe.
- HIGH STARTING POWER & EXTENDED CYCLE LIFE**

### MOUNTING ANGLE



### UPGRADE FOR

SLA MAX	SLA	MF	DRY
-	-	-	BB10L-A2 BB10L-B2 BB10L-BP