

BT12A

BS CODE: **300679**

VOLTAGE **12V**

CCA **175A**

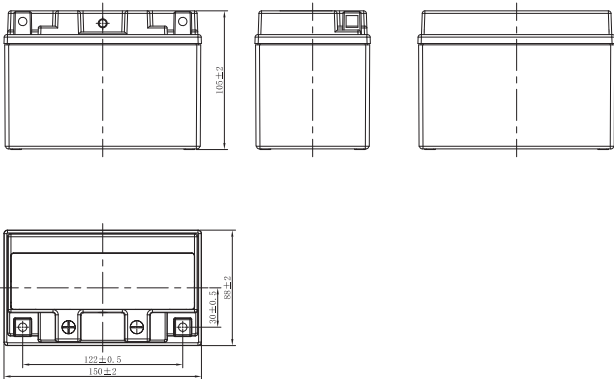
CAPACITY 20HR **10.5Ah**

CAPACITY 10HR **10.0Ah**



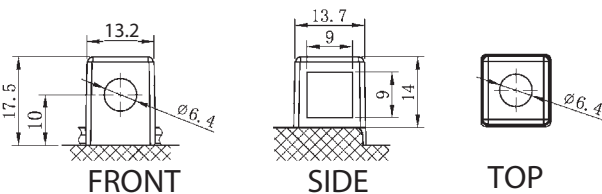
DIMENSIONS

LENGTH	150 ±2mm	5.91 ±0.08inch
WIDTH	88 ±2mm	3.46 ±0.08inch
TOTAL HEIGHT	105 ±2mm	4.13 ±0.08inch
WEIGHT	3.29 kg ±5%	7.25 lbs ±5%



TERMINAL (mm)

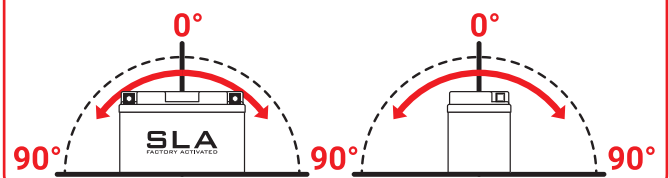
POLARITY



SLA FEATURES

-  **FACTORY ACTIVATED**
AGM (Absorbent Glass Mat) technology.
-  **READY TO USE**
Just plug & play.
-  **NO MAINTENANCE**
VRLA (Valve Regulated Lead Acid) design.
-  **SPILL-PROOF DESIGN**
Factory sealed & electrolyte held in a glass fiber mat.
-  **NO ACID HANDLING**
Very safe.
-  **HIGH STARTING POWER & EXTENDED CYCLE LIFE**

MOUNTING ANGLE



UPGRADE FOR

SLA MAX	SLA	MF	DRY
-	-	BT12A-BS	-